

SOLENOID CONTROLLED HYDROMETER

Model IR-910-ME-LS-3W-KX

The BERMAD Hydrometer with solenoid control combines a turbine Woltman-type water meter and a hydraulically operated, diaphragm-actuated control valve. It functions as both a mainline flow meter and a solenoid-operated valve, opening and closing in response to an electric command from a control system. The Hydrometer features a magnetically coupled, vacuum-sealed electronic register for precise volume and flow measurement, and includes a pulse output for enhanced monitoring and control.



- [1] BERMAD IR-910-ME-3W-KX On/Off solenoid controlled hydrometer with pulse output for flow & volume
- [2] Smart Irrigation Controller-OMEGA
- [3] Combination Air Valve Model IR-C10
- [4] Kinetic Air Valve Model IR-K10

Features & Benefits

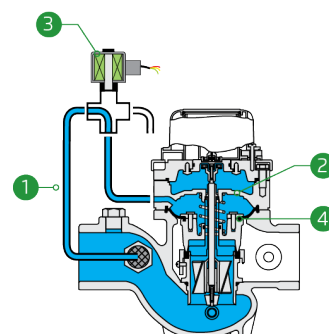
- Integrated "All-in-One" Control Valve & Flow Meter
 - Saves space, cost and maintenance
- Hydraulic Hydrometer with Solenoid Control
 - Line pressure driven
 - Electrically controlled On/Off
 - Suitable also for remote and/or elevated systems
- Magnetic Drive with BERMAD Universal E-Register
 - Support metric & imperial units of measurement
 - Instant flow rate display
 - Forward and reverse flow indication
 - Data logging capabilities
 - Fast pulse output rate
- Internal Inlet & Outlet Flow Straighteners
 - Saves on straightening distances
 - Maintains accuracy
- User-Friendly Design
 - Simple in-line inspection and service


Typical Applications

- Automated Irrigation Systems
- Remote Systems
- Remote Flow Data Read-Out
- Flow Monitoring & Leakage Control

Operation:

Line pressure [1] is applied to the Control Chamber [2] through the 3-Way Normally Open Solenoid [3], generating a hydraulic force that moves the Diaphragm Assembly [4] to the closed position. When the solenoid is electrically activated, it switches to release pressure from the control chamber, allowing the Hydrometer to open and measure flow. The solenoid also features a manual override for opening and closing.





Technical Data

Pressure Rating:
150 psi

Operating Pressure Range:
7-150 psi

Materials

Body & Cover: Ductile Iron
Diaphragm: NR, Nylon fabric reinforced
Seals: NR, Nylon fabric reinforced
Spring: Stainless Steel
Internals: Stainless Steel & Plastic Reinforced Nylon
Impeller: Polypropylene
Pivots and Bearings: Polypropylene
**Other materials are available on request*

Control Loop Accessories

Tubing and Fittings:
Polyethylene and Polypropylene

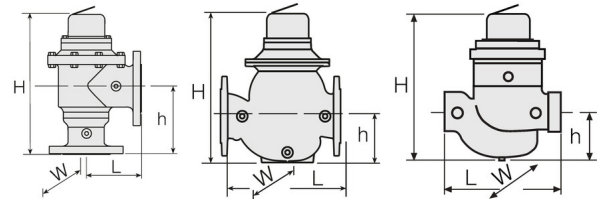
**For other solenoids please consult [BERMAD](#)*

AC solenoid:
S-390-T-3W

DC latch solenoid:
S-392-T-3W P.B
S-982-3W P.B.

Technical Specifications

For other patterns and end connection types,
Please refer to [BERMAD](#) full engineering page.



Size	Pattern	End Connection	Weight (Lb)	L (In)	H (In)	h (In)	W	CCDV (Gal)	CV
1½" ; DN40	Globe	Threaded	15.9	9¾	10¾	3¾	5¾	0.04	47
2" ; DN50	Globe	Threaded	16.1	9¾	10¾	3¾	5¾	0.04	53
2" ; DN50	Angle 90°	Threaded	17.8	4¾	13¾	6¾	5¾	0.04	59
3"R ; DN80R	Globe	Threaded	16.1	9¾	10¾	3¾	5¾	0.04	58
3"R ; DN80R	Globe	Flanged	35.3	12¾	11¾	4	7¾	0.04	58
3" ; DN80	Globe	Flanged	50.7	11¾	15	4¾	8¾	0.13	133
3" ; DN80	Angle 90°	Flanged	56.9	6	15¾	7¾	8¾	0.13	146
4" ; DN100	Globe	Flanged	68.3	13¾	17¾	5¾	9¾	0.26	170
4" ; DN100	Angle 90°	Flanged	79.6	7¾	19	8¾	9¾	0.26	208

CCDV = Control Chamber Displacement Volume • **Threaded** = BSP & NPT are available.

• Extra length for male Threaded: 1½" Globe= 2.6 (Inch) ; 2" Globe & Angle= 3 (Inch)

Flow Properties

Size	Accuracy	DN40	DN50	DN80R	DN80	DN100
Q @ (gpm)		1½"	2"	3"R	3"	4"
Q1 Minimum Flow	±5%	3.5	3.5	5.3	5.3	7.9
Q2 Transitional Flow	±2%	5.7	5.7	13.2	13.2	19.8
Q3 Permanent Flow	±2%	110	176	440	440	704
Q4 Maximum Flow (Short Time)	±2%	136	220	550	550	880

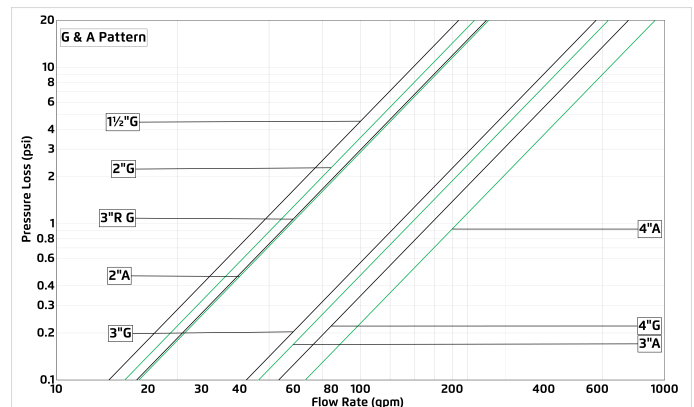
*ISO 4604

Pulse Option

Register Type	Electronic			
	One pulse per			
Size	1 Gal	10 Gal	100 Gal	1000 Gal
1½"-10" ; DN40-250	✓	✓	✓	

• 1 Gallon pulse suitable for flows up to 790 gpm.

Flow Chart



Differential Pressure & Flow Calculation

$$\Delta P = \left(\frac{Q}{Cv} \right)^2$$

Cv = gpm @ ΔP of 1 psi
 Q = gpm
 ΔP = psi