



PRESSURE REDUCING VALVE

Model IR-220-54-3W-X

The BERMAD Normally Closed, Pressure Reducing Valve with hydraulic relay control, is a hydraulically operated, diaphragm actuated control valve that reduces higher upstream pressure to lower constant downstream pressure regardless of fluctuating demand, and opens fully upon line pressure drop. It is a Normally Closed valve, which opens in response to a remote pressure command and shuts in the absence of that command.

*This valve is designated for irrigation use only and not for other uses! Manufacturer warranty is limited to the permitted use only.



[1] BERMAD Model IR-220-54-3W-X opens upon pressure rise command, and establishes reduced pressure zone protecting laterals and distribution line.

[2] Combination Air Valve Model IR-C10

[3] Kinetic Air Valve Model IR-K10

Features & Benefits

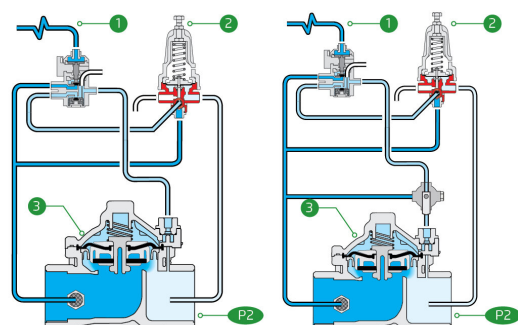
- Line Pressure Drive, Hydraulically Controlled
 - Hydraulic pressure control, Normally Closed
 - Closes upon command pressure failure
- Protects Downstream Systems
 - Amplifies and relays weak remote commands
 - Opens fully upon line pressure drop
- Composite Hydro-Efficient Globe Valve
 - Unobstructed flow path
 - Single moving part
 - High flow capacity
 - Highly durable, chemical and cavitation resistant
- Unitized Flexible Diaphragm and Guided Plug
 - Excellent low flow regulation performances
 - Prevents diaphragm erosion and distortion
- Fully Supported & Balanced Diaphragm
 - Requires low actuation pressure
- User-Friendly Design
 - Simple in-line inspection and service

Typical Applications

- Automated Irrigation Systems
- Drip Systems
- Pressure Reducing Systems
- Systems Subject to Varying Supply Pressure
- Energy Saving Irrigation Systems

Operation:

The 3-Way Hydraulic Relay Valve (3W-HRV) [1] hydraulically connects the Pressure Reducing Pilot (PRP) [2] to the Valve Control Chamber [3]. The PRP commands the valve to throttle closed should Downstream Pressure [P2] rise above pilot setting and to open fully when it drops below pilot setting. The 3W-HRV switches upon pressure drop command, directing line pressure into the control chamber, and thereby causing the main valve to shut. The 3W-HRV also features local manual closing.





Technical Data

Pressure Rating:
150 psi

Operating Pressure Range:
10-150 psi

Materials

Body & Cover:
Polyamide 6 & 30% GF

Diaphragm:
NBR

Spring:
Stainless Steel

Control Loop Accessories

PR Pilot: PC-SHARP-X-P

Pilot Spring Range:

Spring	Spring Color	Setting range
J	Green	3-25 psi
K	Gray	7-43 psi
N	Natural	12-95 psi
V	Blue & White	15-150 psi

Standard spring - marked in bold

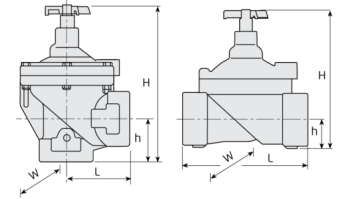
Tubing and Fittings:
Polyethylene and Polypropylene

**For other pilots please consult [BERMAD](http://www.bermad.com)*

- Standard spring - 0-33 ft'
- Optional 33-66 ft'

Technical Specifications

For other end connection types,
Please refer to [BERMAD](http://www.bermad.com) full engineering page.



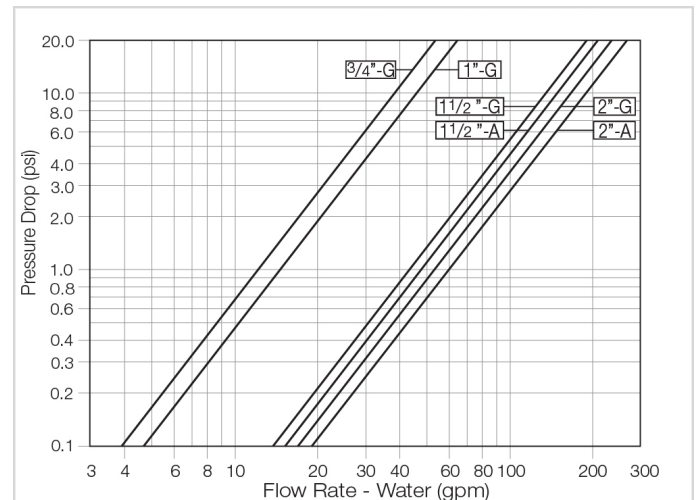
Size	Pattern	End Connection	Weight (Lb)	L (In)	H (In)	h (In)	W	CCDV (Gal)	CV
1½" ; DN40	Globe	Threaded	2.2	6¾	7½	1¾	5	0.016	43
1½" ; DN40	Angle	Threaded	2.1	3¾	7½	1¾	5	0.016	47
2" ; DN50	Globe	Threaded	2.4	6¾	12¾	1½	5	0.016	54
2" ; DN50	Angle	Threaded	2	3¾	8¾	2¾	5	0.016	60

CCDV = Control Chamber Displacement Volume

Optional Features

Code	Description	Size Range
M	Flow Stem	1½"-2"
5	Plastic Test Point	1½"-2"
Z	Manual Selector	1½"-2"

Flow Chart



Differential Pressure & Flow Calculation

$$\Delta P = \left(\frac{Q}{Cv} \right)^2$$

Cv = gpm @ ΔP of 1 psi
Q = gpm
ΔP = psi