



SOLENOID CONTROLLED VALVE

With 2-Way Internal Control & Trio Solenoid

Model IR-11T-N5-2W

The BERMAD 2-Way Solenoid Controlled Valve is a hydraulically operated, diaphragm actuated control valve with external feed & internal bleed control loop. The BERMAD Model IR-11T-N5-2W opens and closes drip-tight in response to an electric signal, which causes the solenoid to open or close the valve's internal hydraulic loop.



[1] The BERMAD Model IR-11T-N5-2W opens and closes drip-tight in response to an electric signal, which causes the solenoid to open or close the valve's internal hydraulic loop.

Features & Benefits

- Hydraulic Control Valve
 - Line pressure driven
 - Hydraulically controlled On/Off
- Engineered Composite Valve with Industrial Grade Design
 - Adaptable on-site to a wide range of end connection
 - Highly durable, chemical and cavitation resistant
- hYflow 'Y' Valve Body with "Look Through" Design
 - Ultra-high flow capacity at low pressure loss
- Unitized "Flexible Super Travel" (FST) Diaphragm and Guided Plug
 - Accurate and stable regulation with smooth closing
 - Requires low actuation pressure
 - Prevents diaphragm erosion and distortion
 - Simple in-line inspection and service

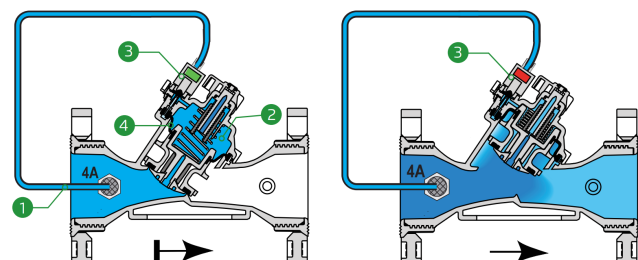
Typical Applications

- Automated Irrigation Systems
- Greenhouses Irrigation
- Low Supplied Pressure Irrigation Systems
- Energy Saving Irrigation Systems
- Landscape - Municipal & Domestic
- Turf-Golf Courses & Stadiums

Operation:

Closed Position: Line Pressure [1] is applied to the Control Chamber [2] through the opened 3-Way Solenoid actuator [3]. This creates superior closing force that moves the Diaphragm Assembly [4] toward a closed position.

Opened Position: Electric command to the solenoid causes it to switch position, discharging pressure from the control chamber Through internal passage in the valve and thereby opening the valve.





Technical Data

Pressure Rating:
150 psi

Operating Pressure Range:
7-150 psi

Materials

Body & Cover:
Polyamide 6 & 30% GF

Diaphragm:
NR, Nylon fabric reinforced

Spring:
Stainless Steel

Control Loop Accessories

Tubing and Fittings:
Polyethylene and
Polypropylene

**For other solenoids please
consult BERMAD*

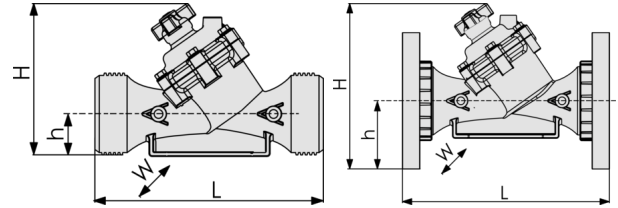
AC solenoid:
S-390-T-2W

DC solenoid:
S-390-T-2W

DC latch solenoid:
S-392-T-2W

Technical Specifications

For other patterns and end connection types,
Please refer to BERMAD full engineering page.



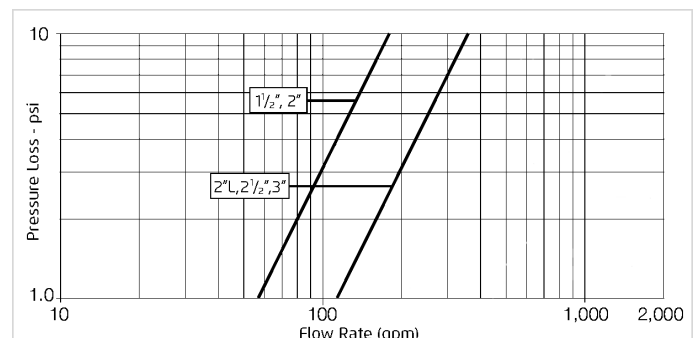
Size	Pattern	End Connection	Weight (Lb)	L (In)	H (In)	h (In)	w	CCDV (Gal)	CV
1½" ; DN40	Oblique	Threaded	2.4	7%	6%	1%	3%	0.026	58
2" ; DN50	Oblique	Threaded	2.7	9%	6%	1%	3%	0.026	58
2"L ; DN50L	Oblique	Threaded	3	9%	7%	1%	5%	0.033	116
2½" ; DN65	Oblique	Threaded	3	9%	7%	1%	5%	0.033	116
3" ; DN80	Oblique	Threaded	4	11%	7%	2%	5%	0.033	116
3" ; DN80	Oblique	Plastic Flanges	6	12%	9%	4	7%	0.033	116
3" ; DN80	Oblique	Metal Flanges	10	12%	9%	4	7%	0.033	116

CCDV = Control Chamber Displacement Volume • **Threaded** = BSP & NPT are available. External thread is available for 2" and 2½" only. • Other End Connections are available on request. For dimensions and weights of adapters or valves with adapters please consult with customer service.

Optional Features

Code	Description	Size Range
M	Flow Stem	2½"-3"
V3	Victaulic PVC Adaptors 3"	3"
V4	Victaulic PVC Adaptors 4"	4"

Flow Chart



2-Way circuit "Added Head Loss" (for "V" below 6.5 f/s): 4.5 psi

Differential Pressure & Flow Calculation

$$\Delta P = \left(\frac{Q}{CV} \right)^2$$

Cv = gpm @ ΔP of 1 psi
 Q = gpm
 ΔP = psi