

# AUTOMATIC AIR VALVE

## Model A71

BERMAD A71 is a high quality automatic air release valve that allows efficient release of air pockets from pressurized pipe lines.

With its advanced design, this valve provides excellent protection against air accumulation with improved sealing in low pressure conditions.



### Features & Benefits

- Efficient release of air pockets from pressurized pipe lines.
- Dynamic sealing: Prevents leakage under low pressure conditions (1.5 psi; 0.1 bar).
- Compact, simple and reliable structure with fully corrosion resistant parts: Lower maintenance and increased life span.
- Designed in compliance with EN-1074 / 4 standard and water service standards.
- Factory approval and Quality Control: Performance and specification tested and measured with specialized test bench.

### Additional Features & Accessories

- Service Port fitted with 1/8" DN3 plug (code P) for pressure gauge connection, check point or test drain air valve function.

### Inlet and Outlet Connections

- Inlets: male threaded 3/4-1"; DN20-25
- Outlets: Sideways with female threaded for retrofitting drainage pipeline or check valve

### Orifice Specifications

Inlet Sizes	Automatic Orifice Area	
	230 psi 16 bar	360 psi 25 bar
Inch	Sq inch	Sq inch
mm	Sq mm	Sq mm
3/4-1"	0.0009	0.0006
DN20-25	0.6	0.4

### Typical Applications

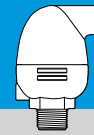
- Pipelines: Protection against air accumulation in high points and long horizontal lines.
- In proximity to control valves and water meters: Prevention of inaccurate pressure regulation and biased readings due to air existence in these devices.

### Materials

- Body: Stainless Steel 316
- Automatic Orifice: Stainless Steel 316
- Float Assembly: Polypropylene
- Elastomers: EPDM

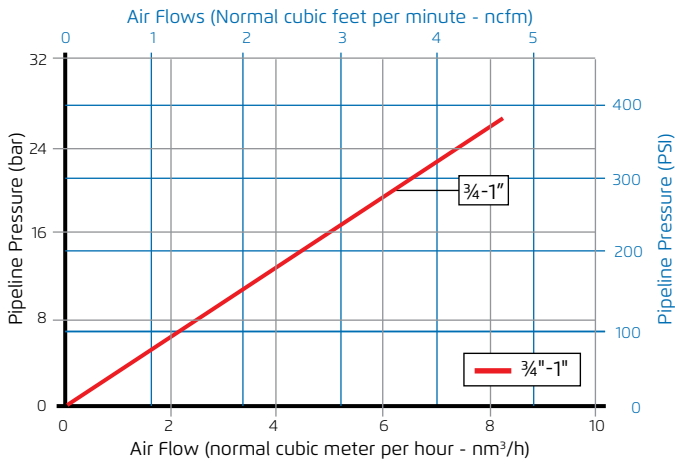
### Operational Data

- Pressure Rating: 230 psi; ISO PN16, 360 psi; ISO PN25
- Minimum operating pressure: 1.5 psi; 0.1 bar
- Maximum operating pressure: 230 psi; 16 bar, 360 psi; 25 bar
- Media and operating temperature: Water, 33-140°F; 1-60°C

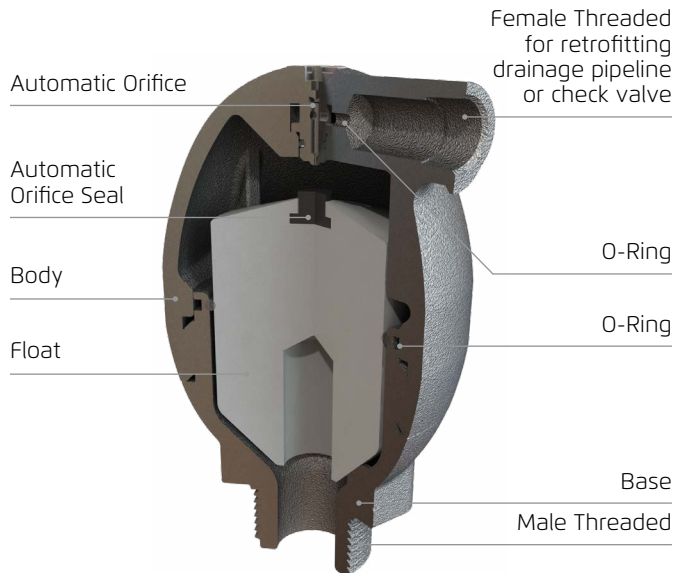


## Air Flow Performance Charts

### Air Release (Pressurized Operation)



## Cutaway



## Dimensions & Weights

Inlet Size		Connection	Width (D)	Height (H)	Weight
inch	---	Threaded	inch	inch	lbs
mm			mm	mm	Kg
3/4-1"	Threaded	Threaded	3.366	5.197	3.31
DN20-25			85.5	132	1.5

