

CERTIFICATE OF COMPLIANCE

Certificate Number 2018-06-22-EX27358
Report Reference EX27358
Issue Date 2018-June-22

Issued to: BERMAD UK LTD.
UNIT 8 HUNGERFORD TRADING ESTATE,
SMITHAM BRIDGE RD
HUNGERFORD BERKSHIRE, RG17 0QP UNITED KINGDOM

This is to certify that
representative samples of


Fire Pump Relief Valves
See Addendum for Models

Have been investigated by UL in accordance with the
Standard(s) indicated on this Certificate.

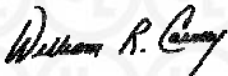
Standard(s) for Safety: ANSI/UL 1478 – Fire Pump Relief Valves

Additional Information: See the UL Online Certifications Directory at
www.ul.com/database for additional information

Only those products bearing the UL Listing Mark for the US and Canada should be considered as being covered by UL's Listing and Follow-Up Service meeting the appropriate requirements for US and Canada.

The UL Listing Mark for the US and Canada generally includes: the UL in a circle symbol with "C" and "US" identifiers:  the word "LISTED"; a control number (may be alphanumeric) assigned by UL; and the product category name (product identifier) as indicated in the appropriate UL Directory.

Look for the UL Listing Mark on the product.



William R. Carney, Director, North American Certification Programs
UL LLC

Any information and documentation involving UL Mark services are provided on behalf of UL LLC (UL) or any authorized licensee of UL. For questions, please contact a local UL Customer Service Representative at www.ul.com/contactus



CERTIFICATE OF COMPLIANCE

Certificate Number 2018-06-22-EX27358 |
Report Reference EX27358 |
Issue Date 2018-June-22 |

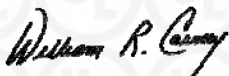
Models 730, 730-R, globe and angle patterns in 2, 2-1/2, 3, 4, 6 in. sizes. For use where the maximum relief pressure does not exceed 350 psi.

Models 730, 730-R, globe and angle patterns in the 8 in. size. For use where the maximum relief pressure does not exceed 175 psi.

Model 430, globe patterns in 2, 2-1/2, 3, 4 and 6 in sizes. For use where the maximum relief pressure does not exceed 175 psi.

Model 43T, globe pattern in the threaded ends in the 1-1/2 and 2 in. sizes and flanged or grooved end configuration in the 1-1/2, 2 and 2-1/2 in. sizes. For use where the maximum relief pressure does not exceed 365 psig.

Model 43T, globe pattern in the flanged or grooved end configuration in the 3, 4, 6 and 8 in. and flanged ends only in the 10 in. sizes. For use where the maximum relief pressure does not exceed 365 psig.



William R. Carney, Director, North American Certification Programs
UL LLC

Any information and documentation involving UL Mark services are provided on behalf of UL LLC (UL) or any authorized licensee of UL. For questions, please contact a local UL Customer Service Representative at www.ul.com/contactus

